

PHP MySQL Web Application using Apache HTTP Server in Netbeans

Raman Deep Singh

How to create a PHP MySQL Web Application in Netbeans using Apache HTTP Web Server

First of all we need to create a database in MySQL Server with name contacts

Download Wamp Server which contains MySQL Server from www.wampserver.com

Open MySQL Console

Write the following command to create database contacts;

Create database contacts;

Write the following command to select database contacts for your work.

Use contacts;

Create a Table contacts within database contacts.

Create table contacts(name varchar(20),address varchar(20),email varchar(20),phoneno int(10));

Above commands will create a database named as contacts and will also create a table named as contacts with four fields

Name- varchar(20)

Address – varchar(20)

Email – varchar(20)

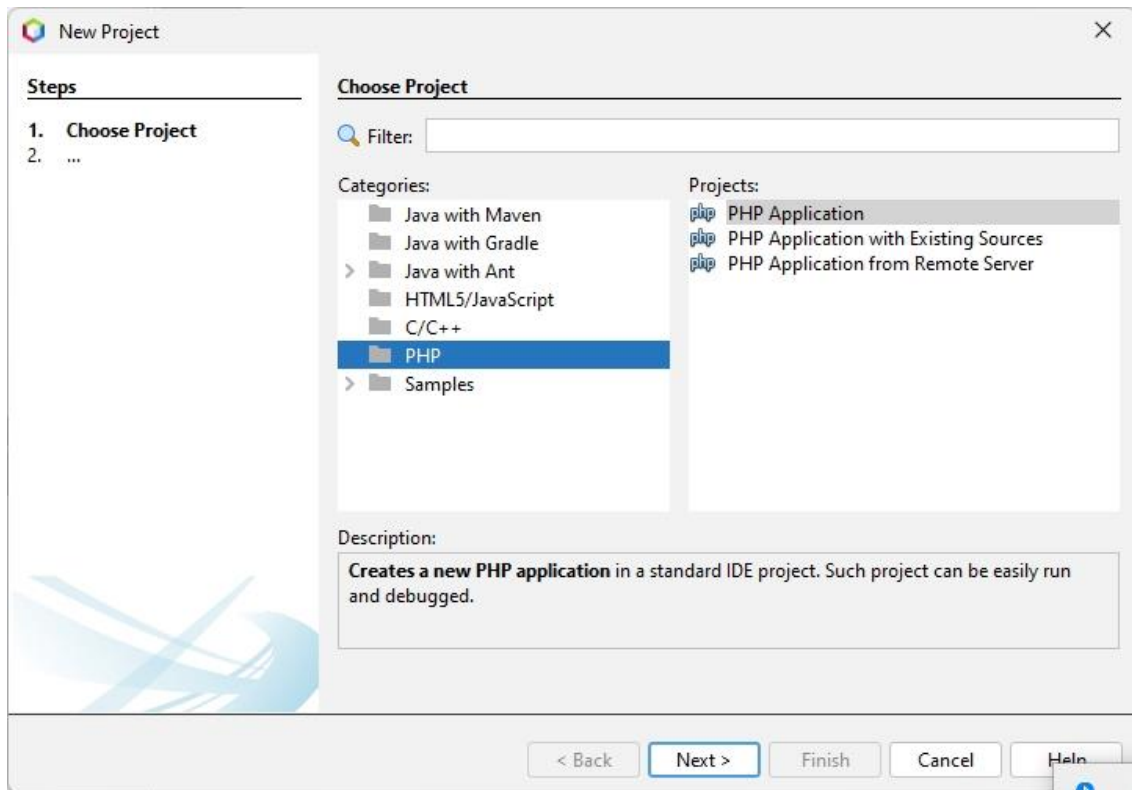
Phoneno – varchar(10)

Create a new directory or folder in c:\wamp64\www as (contacts2)

Start Apache Netbeans 15

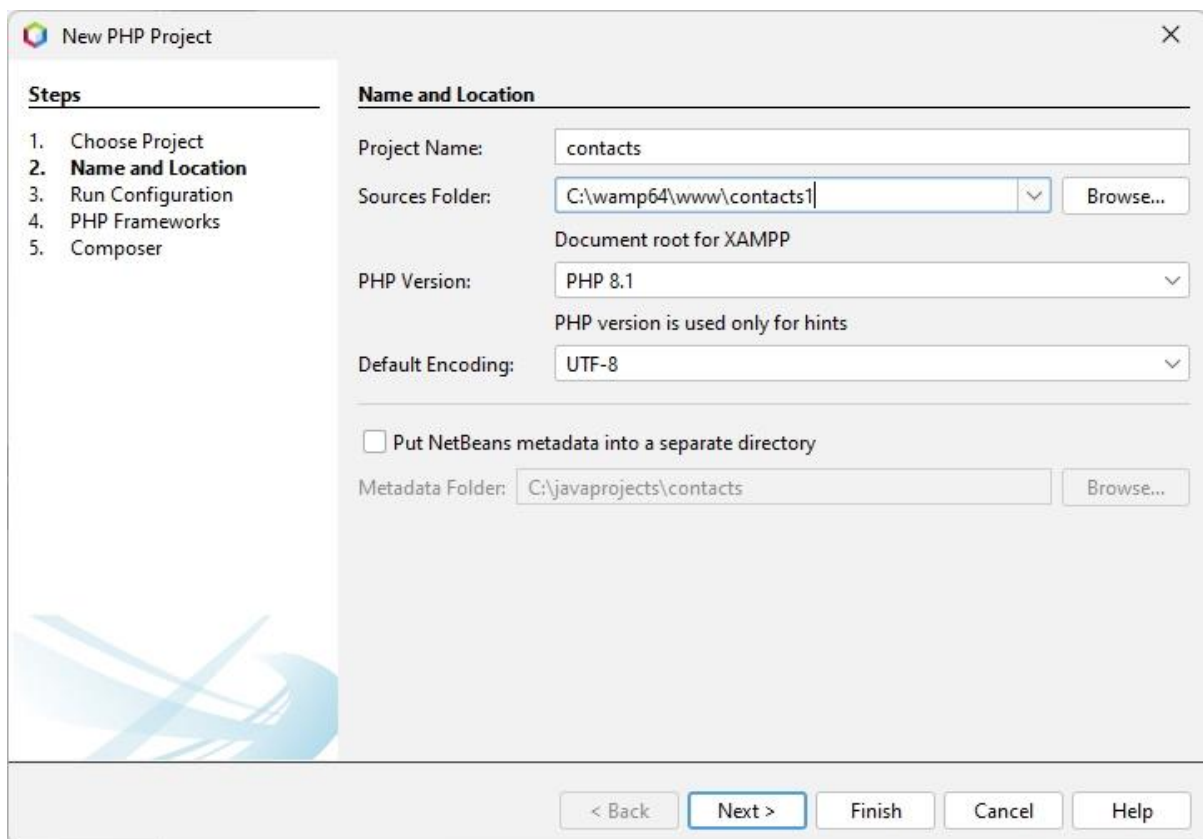
Go to File-> New Project

Following Window will appear



Click on Next

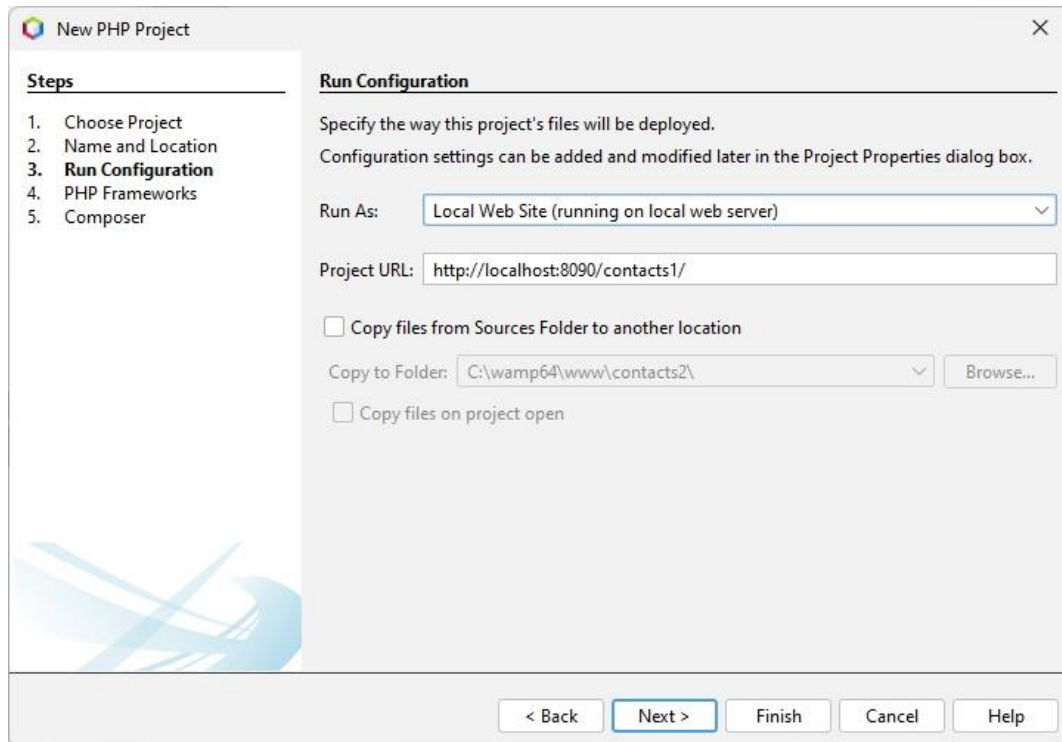
Following window will appear



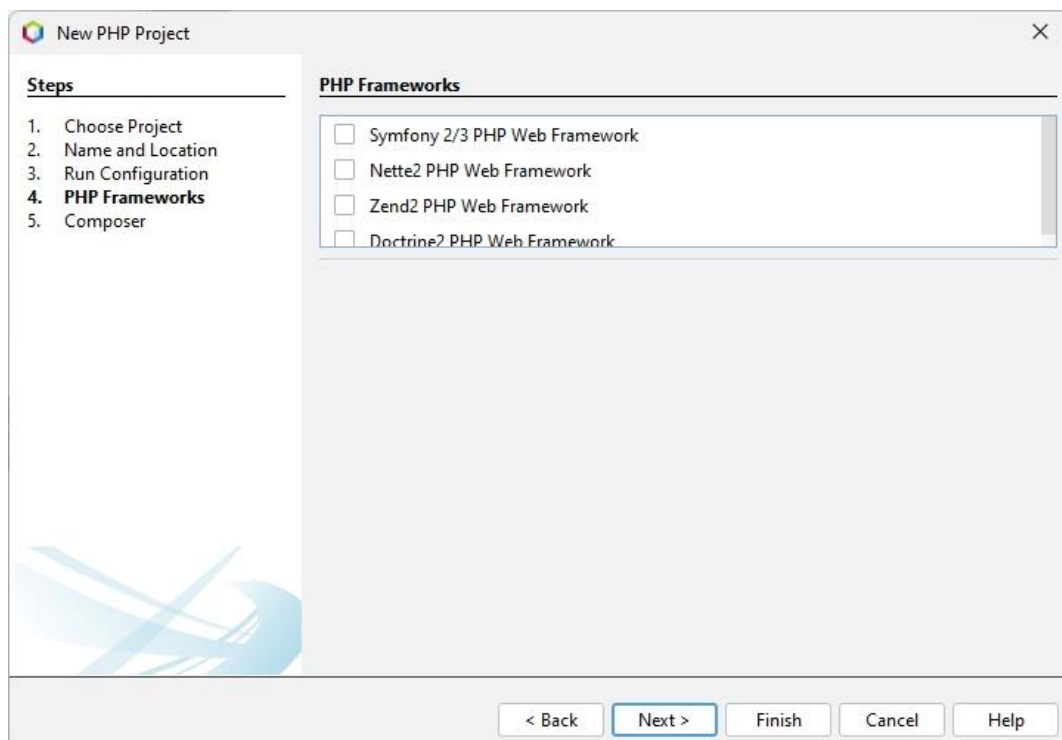
Click on Next

Now on my computer Apache Web Server or Apache Http Server is running on 8090 port so I have changes in Project URL

By default port for Apache Http Server is 80



Click on Next

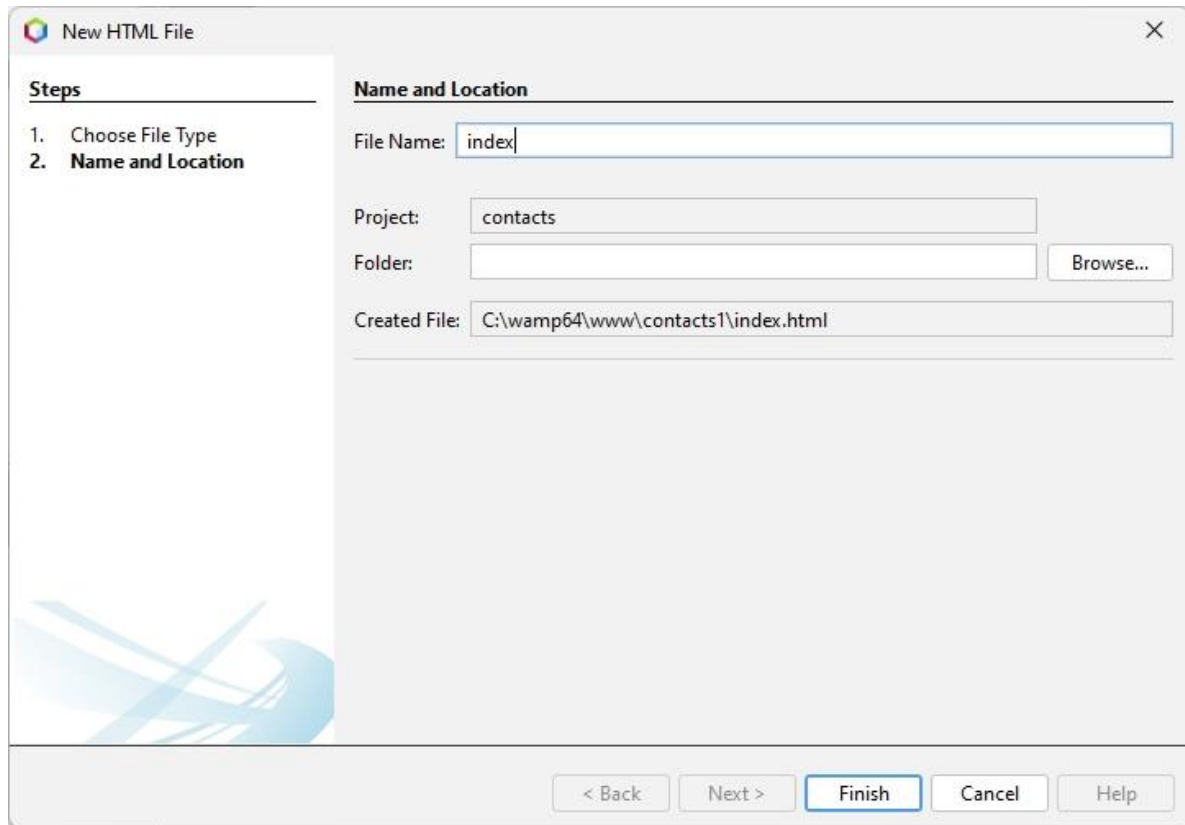


Click on Finish

Go to PHP Project Contacts

And under contacts project go to Source files , right click on Source files and Add html file index.html

Following window will appear



Paste the following code in index.html file

```
<html>
```

```
<head>
```

```
<title>TODO supply a title</title>
```

```
<meta charset="UTF-8">
```

```
<meta name="viewport" content="width=device-width, initial-scale=1.0">
```

```
</head>
```

```
<body>
```

```
<a href='addcontact.html'>Add Contact</a>
```

```
<br>
```

```
<a href='searchcontact.html'>Search Contact</a>
```

```
<br>
```

```
<a href='deletecontact.html'>Delete Contact</a>
```

```
<br>
<a href='viewallcontacts.php'>View All Contacts</a>
<br>
</body>
</html>
```

Now add another html file with name addcontact.html and paste the following code

```
<!DOCTYPE html>
```

```
<!--
```

Click nbfs://nbhost/SystemFileSystem/Templates/Licenses/license-default.txt to change this license

Click nbfs://nbhost/SystemFileSystem/Templates/JSP_Servlet/Html.html to edit this template

```
-->
```

```
<html>
```

```
<head>
```

```
<title>TODO supply a title</title>
```

```
<meta charset="UTF-8">
```

```
<meta name="viewport" content="width=device-width, initial-scale=1.0">
```

```
</head>
```

```
<body>
```

```
<form action='addcontact.php' method='post'>
```

```
  Name : <input type='text' value='raman' name='nametxt'>
```

```
<br>
```

```
  Address : <input type='text' value='address1' name='addresstxt'>
```

```
<br>
```

```
  Email : <input type='text' value='email1' name='emailtxt'>
```

```
<br>
```

```
  Phone No : <input type='text' value='1234567890' name='phonetxt'>
```

```
<br>
```

```
<input type='submit' value='Add Contact'>
```

```
<br>
```

```
<input type='reset'>
```

```
</form>
```

```
</body>
```

```
</html>
```

Now add another html file with name deletecontact.html

And paste the following code

```
<html>
```

```
<head>
```

```
<title>TODO supply a title</title>
```

```
<meta charset="UTF-8">
```

```
<meta name="viewport" content="width=device-width, initial-scale=1.0">
```

```
</head>
```

```
<body>
```

```
<form action='deletebyname.php' method='post'>
```

```
  Name : <input type='text' value='raman' name='nametxt'>
```

```
  <br>
```

```
  <input type='submit' value='Delete By Name'>
```

```
</form>
```

```
</body>
```

```
</html>
```

Now add another html file searchcontact.html and paste the following code in it

```
<html>
```

```
<head>
```

```
<title>TODO supply a title</title>
```

```
<meta charset="UTF-8">
```

```
<meta name="viewport" content="width=device-width, initial-scale=1.0">
```

```
</head>
```

```
<body>
```

```
<form action='searchbyname.php' method='post'>
```

```
  Name : <input type='text' value='raman' name='nametxt'>
```

```
  <br>
```

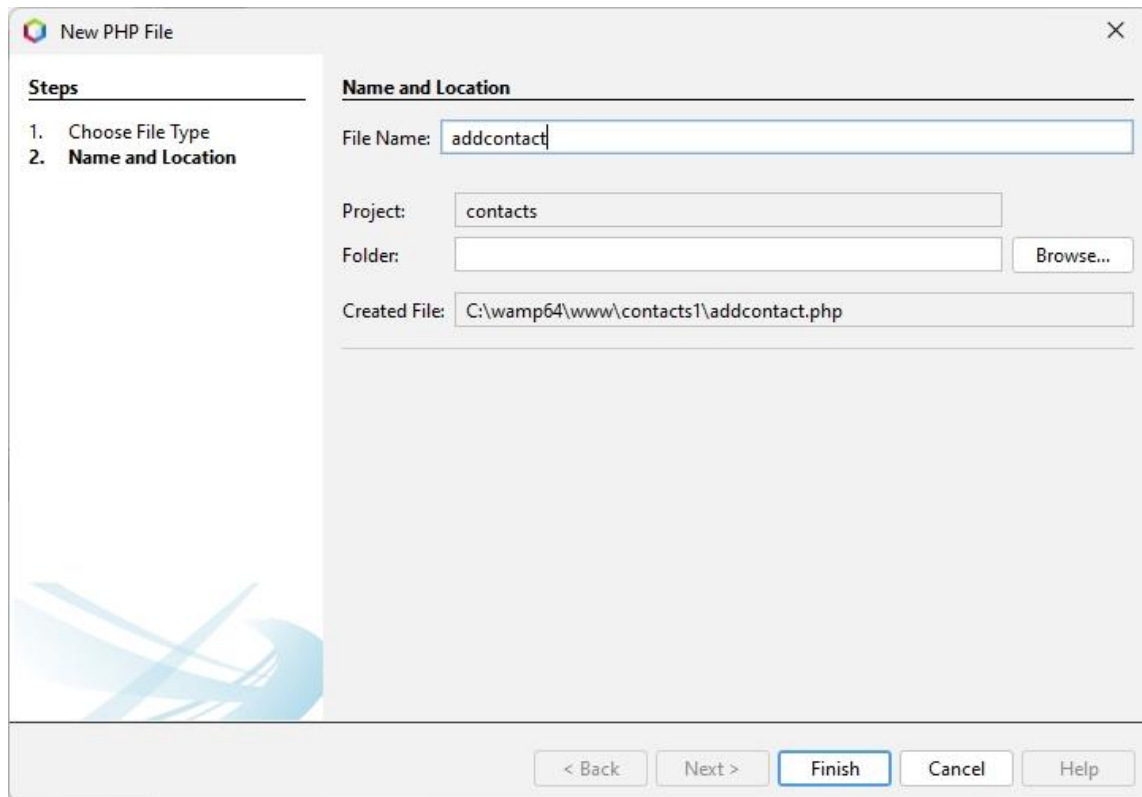
```
  <input type='submit' value='Search'>
```

```
</form>
```

</body>

</html>

Right Click on Source Files and add a PHP File with name addcontact.php



Paste following code in addcontact.php

<?php

//php program to insert a record in a mysql database table

```
$hostname = 'localhost';
```

```
$username = 'root';
```

```
$password = '';
```

```
$name=$_POST["nametxt"];
```

```
$address=$_POST["addresstxt"];
```

```
$email=$_POST["emailtxt"];
```

```
$phoneno=$_POST["phonetxt"];
```



```

try {

    $dbh = new PDO("mysql:host=$hostname;dbname=contacts", $username, $password);

    $count = $dbh->exec("INSERT INTO contacts VALUES ('" . $name . "','" . $address . "','" . $email . "','" . $phoneno . "')");

    if($count>0)
    {
        print("Contact Added to Database");
    }
    else
    {
        print("Record Can't be added");
    }

    $dbh = null;
}
catch(PDOException $e)
{
    print($e->getMessage());
}

?>

```

Now create another php file with name deletebyname.php

And paste the following code

```
<?php
```

```
//php program to insert a record in a mysql database table
```

```
$hostname = 'localhost';
```

```
$username = 'root';
```

```
$password = '';
```

```
$name=$_POST["nametxt"];
```

```
$address=$_POST["addresstxt"];
```

```
$email=$_POST["emailtxt"];
```

```
$phoneno=$_POST["phonetxt"];
```

```
try {
```

```
    $dbh = new PDO("mysql:host=$hostname;dbname=contacts", $username, $password);
```

```
    $count = $dbh->exec("INSERT INTO contacts VALUES ('" . $name . "','" . $address . "','" . $email . "','" . $phoneno . "')");
```

```
    if($count>0)
```

```
    {
```

```
        print("Contact Added to Database");
```

```
    }
```

```
    else
```

```
    {
```

```
        print("Record Can't be added");
```

```
    }
```

```
    $dbh = null;
```

```
    }
```

```
catch(PDOException $e)
```

```
{
```

```
    print($e->getMessage());
```

```
}  
?>
```

Now add Another php file searchbyname.php and paste the following code

```
<?php
```

```
//php program to insert a record in a mysql database table
```

```
$hostname = 'localhost';
```

```
$username = 'root';
```

```
$password = '';
```

```
$name=$_POST["nametxt"];
```

```
$address=$_POST["addresstxt"];
```

```
$email=$_POST["emailtxt"];
```

```
$phoneno=$_POST["phonetxt"];
```

```
try {
```

```
    $dbh = new PDO("mysql:host=$hostname;dbname=contacts", $username, $password);
```

```
    $count = $dbh->exec("INSERT INTO contacts VALUES ('" . $name . "','" . $address . "','" . $email . "','" . $phoneno . "');");
```

```
    if($count>0)
```

```
    {
```

```
        print("Contact Added to Database");
```

```
    }
```

```
    else
```

```
    {
```

```
        print("Record Can't be added");
```

```

    }

    $dbh = null;
}
catch(PDOException $e)
{
    print($e->getMessage());
}
?>

```

Now add another php file viewallcontacts.php and paste the following code

```
<?php
```

```

/*
 * Click nbfs://nbhost/SystemFileSystem/Templates/Licenses/license-default.txt to change this
 license
 * Click nbfs://nbhost/SystemFileSystem/Templates/Scripting/EmptyPHP.php to edit this template
 */

```

```
$hostname = 'localhost';
```

```
$username = 'root';
```

```
$password = '';
```

```

try {
    $dbh = new PDO("mysql:host=$hostname;dbname=contacts", $username, $password);

    $sql = "SELECT * FROM contacts";
    $count=0;
    foreach ($dbh->query($sql) as $row)
    {

```

```

        print("Name : " . $row[0]);
        print("<br>");
        print("Address : " . $row[1]);
        print("<br>");
        print("Email : " . $row[2]);
        print("<br>");
        print("Phone No : " . $row[3]);
        print("<hr>");
        $count++;
    }
    if($count==0)
    {
        print("No Records in the Database");
    }

    $dbh = null;
}
catch(PDOException $e)
{
    print($e->getMessage());
}

```

Project is Done you can run this project by right click on php project contacts1 -> Run Option